



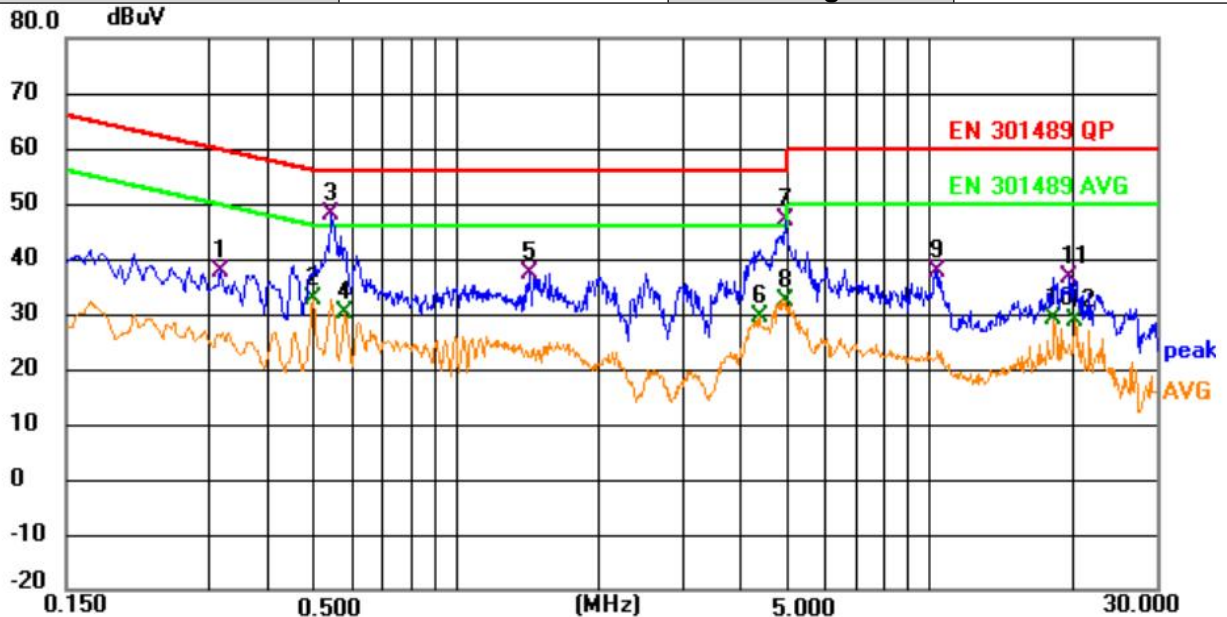
Appendix A for Emission and Immunity test results

Product Name: Smartphone

Test Model: KINGKONG STAR 2

A.1 Line Conducted Emission

Test Model	KINGKONG STAR 2	Test Mode	TM1
Environmental Conditions	22.5°C, 53.7% RH	Test Engineer	Paddi Chen
Pol.	Line	Test Voltage	AC 230V/50Hz



No.	Mk.	Freq.	Reading Level	Correct Factor	Measurement	Limit	Margin		
		MHz	dBuV	dB	dBuV	dBuV	dB	Detector	Comment
1		0.317	17.73	19.85	37.58	59.79	-22.21	QP	
2		0.496	12.69	19.85	32.54	46.07	-13.53	AVG	
3	*	0.541	28.28	19.71	47.99	56.00	-8.01	QP	
4		0.582	10.44	19.59	30.03	46.00	-15.97	AVG	
5		1.428	18.42	19.06	37.48	56.00	-18.52	QP	
6		4.371	10.46	19.08	29.54	46.00	-16.46	AVG	
7		4.934	28.02	18.96	46.98	56.00	-9.02	QP	
8		4.974	13.26	18.94	32.20	46.00	-13.80	AVG	
9		10.356	18.36	19.46	37.82	60.00	-22.18	QP	
10		18.244	9.83	19.38	29.21	50.00	-20.79	AVG	
11		19.707	17.43	19.12	36.55	60.00	-23.45	QP	
12		20.261	9.85	19.04	28.89	50.00	-21.11	AVG	



Shenzhen LCS Compliance Testing Laboratory Ltd.

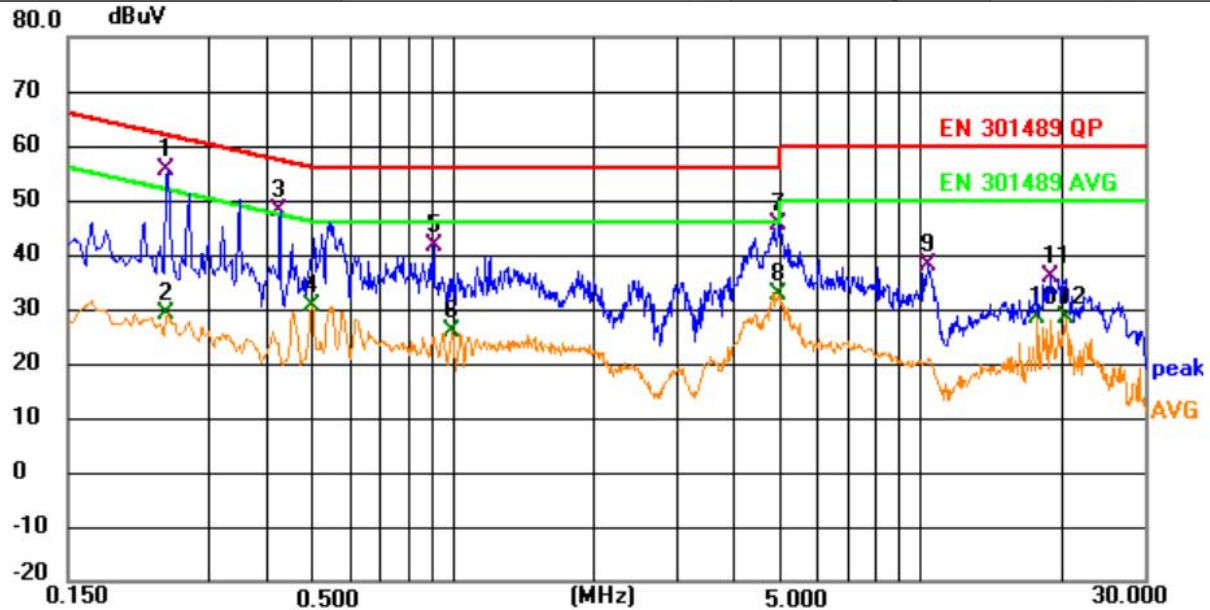
Add: Room 101, 201, Building A and Room 301, Building C, Juji Industrial Park, Yabianxueziwei, Shajing Street, Bao'an District, Shenzhen, Guangdong, China

Tel: +(86) 0755-82591330 | E-mail: webmaster@lcs-cert.com | Web: www.lcs-cert.com

Scan code to check authenticity



Test Model	KINGKONG STAR 2	Test Mode	TM1
Environmental Conditions	22.5°C, 53.7% RH	Test Engineer	Paddi Chen
Pol.	Neutral	Test Voltage	AC 230V/50Hz



No.	Mk.	Freq.	Reading Level	Correct Factor	Measurement	Limit	Margin		
		MHz	dBuV	dB	dBuV	dBuV	dB	Detector	Comment
1	*	0.244	35.72	19.78	55.50	61.96	-6.46	QP	
2		0.244	9.18	19.78	28.96	51.96	-23.00	AVG	
3		0.424	28.31	19.76	48.07	57.37	-9.30	QP	
4		0.496	11.17	19.41	30.58	46.07	-15.49	AVG	
5		0.910	22.77	18.92	41.69	56.00	-14.31	QP	
6		0.996	6.94	18.80	25.74	46.00	-20.26	AVG	
7		4.974	26.58	18.83	45.41	56.00	-10.59	QP	
8		4.974	13.70	18.83	32.53	46.00	-13.47	AVG	
9		10.392	18.52	19.55	38.07	60.00	-21.93	QP	
10		17.695	9.05	19.37	28.42	50.00	-21.58	AVG	
11		18.915	16.70	19.20	35.90	60.00	-24.10	QP	
12		20.382	9.49	19.07	28.56	50.00	-21.44	AVG	

Note: For conducted emission and radiated emission test, a power supply of 230VAC and 120VAC was used for testing respectively, and only recorded the worst case of 230VAC.

Margin= Reading Level + Correct Factor – Limit

Correct Factor=Lisn Factor+Cable Factor+Insertion loss of Pulse Limiter



Shenzhen LCS Compliance Testing Laboratory Ltd.

Add: Room 101, 201, Building A and Room 301, Building C, Juji Industrial Park, Yabianxueziwei, Shajing Street, Bao'an District, Shenzhen, Guangdong, China

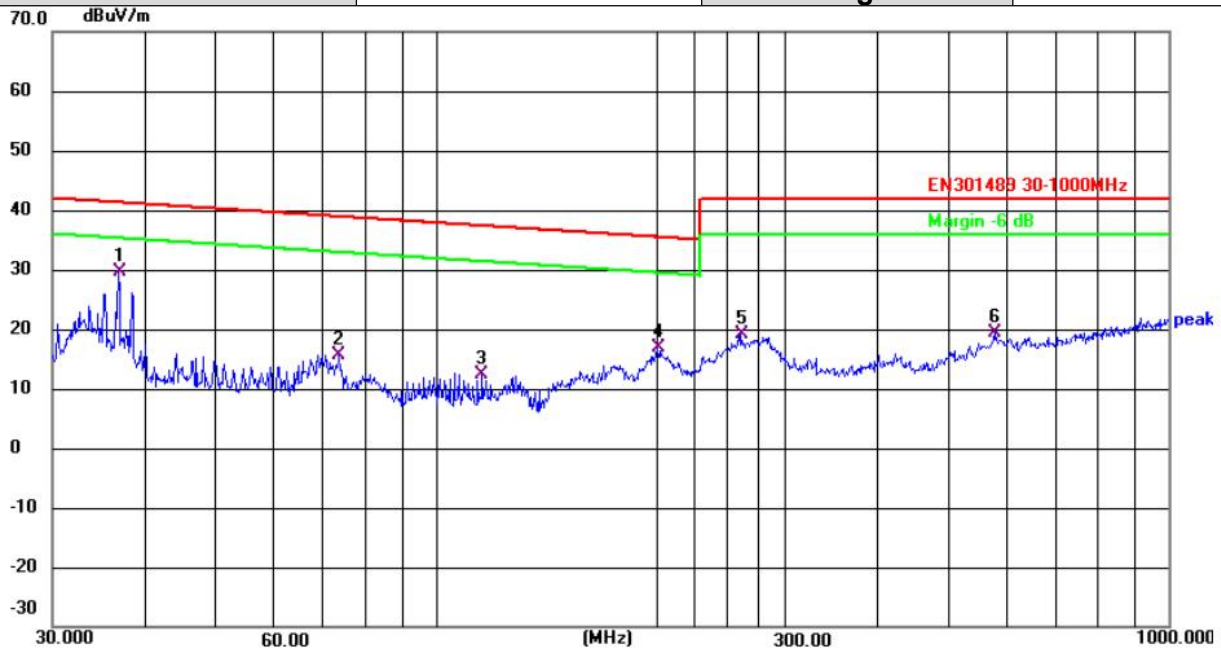
Tel: +(86) 0755-82591330 | E-mail: webmaster@lcs-cert.com | Web: www.lcs-cert.com

Scan code to check authenticity



A.3 Radiated Disturbance

Test Model	KINGKONG STAR 2	Test Mode	TM1
Environmental Conditions	23.8°C, 52.1% RH	Test Engineer	Paddi Chen
Pol.	Vertical	Detector Function	Quasi-peak
Distance	3m	Test Voltage	AC 230V/50Hz



No.	Frequency (MHz)	Reading (dBuV)	Factor (dB/m)	Level (dBuV/m)	Limit (dBuV/m)	Margin (dB)	Detector
1	36.8953	47.37	-17.69	29.68	41.29	-11.61	QP
2	73.8756	35.36	-19.63	15.73	38.90	-23.17	QP
3	115.7256	32.07	-19.57	12.50	37.36	-24.86	QP
4	200.6880	34.15	-17.37	16.78	35.47	-18.69	QP
5	261.0582	34.64	-15.49	19.15	42.00	-22.85	QP
6	578.6700	30.17	-10.80	19.37	42.00	-22.63	QP



Shenzhen LCS Compliance Testing Laboratory Ltd.

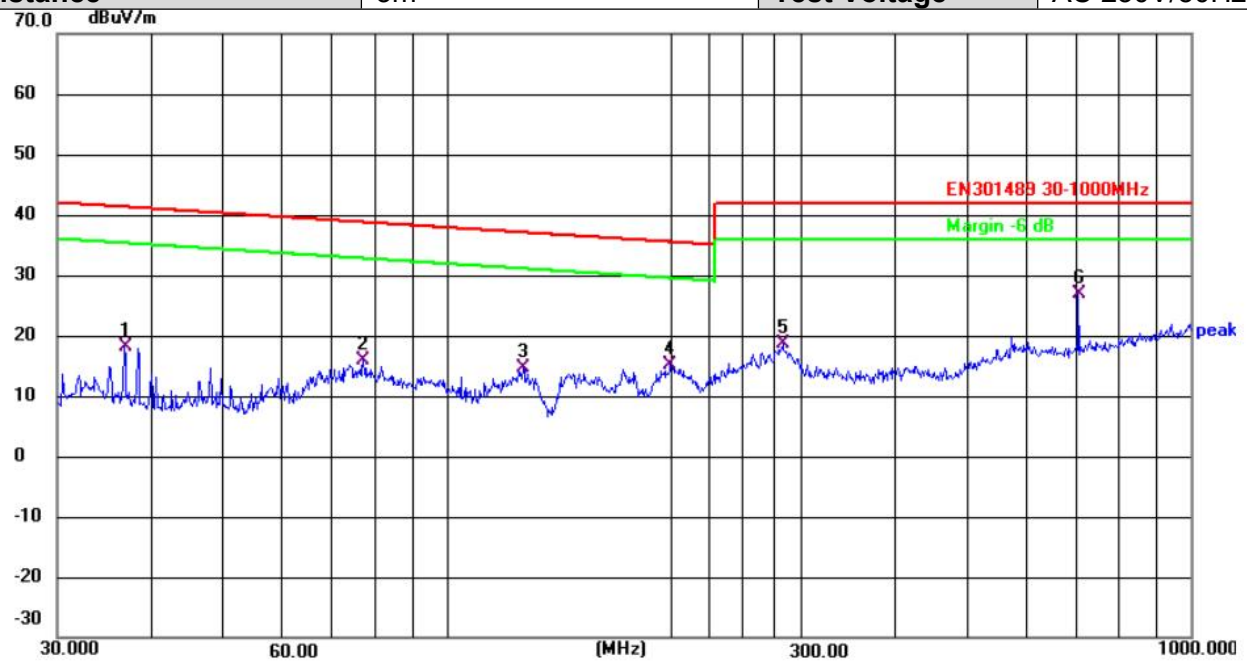
Add: Room 101, 201, Building A and Room 301, Building C, Juji Industrial Park, Yabianxueziwei, Shajing Street, Bao'an District, Shenzhen, Guangdong, China

Tel: +(86) 0755-82591330 | E-mail: webmaster@lcs-cert.com | Web: www.lcs-cert.com

Scan code to check authenticity



Test Model	KINGKONG STAR 2	Test Mode	TM1
Environmental Conditions	23.8°C, 52.1% RH	Test Engineer	Paddi Chen
Pol.	Horizontal	Detector Function	Quasi-peak
Distance	3m	Test Voltage	AC 230V/50Hz



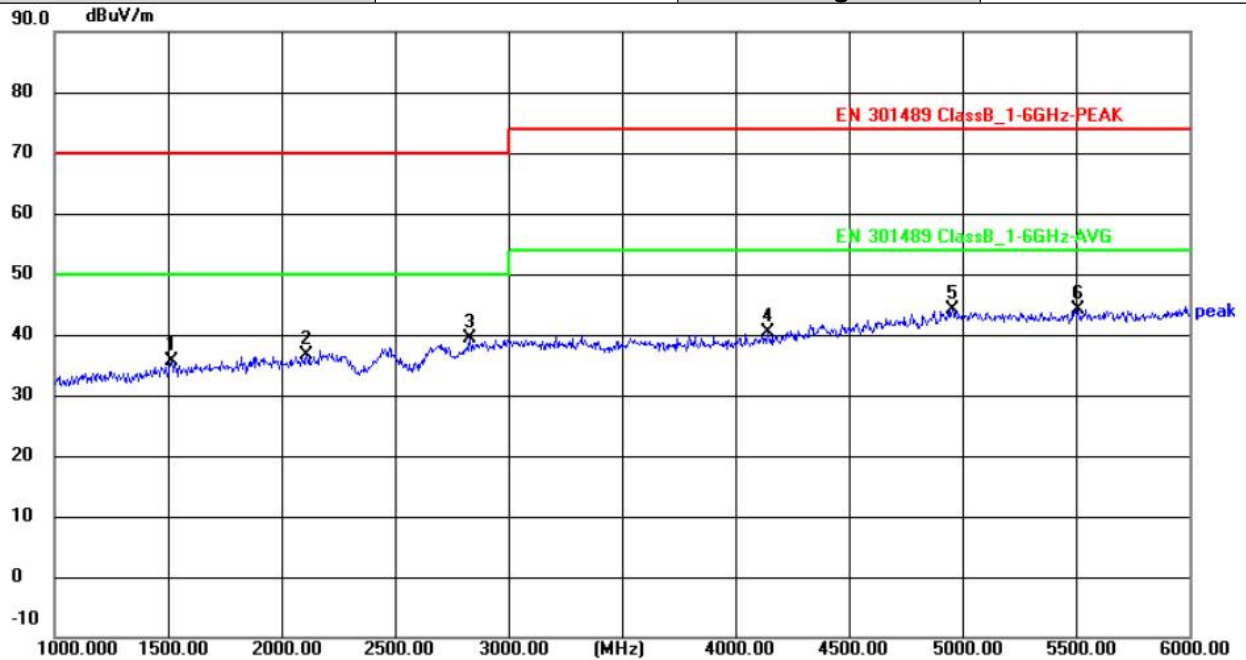
No.	Frequency (MHz)	Reading (dBuV)	Factor (dB/m)	Level (dBuV/m)	Limit (dBuV/m)	Margin (dB)	Detector
1	36.8953	35.83	-17.69	18.14	41.29	-23.15	QP
2	77.3210	35.62	-19.77	15.85	38.75	-22.90	QP
3	126.7723	34.97	-20.37	14.60	37.05	-22.45	QP
4	199.9855	32.60	-17.39	15.21	35.48	-20.27	QP
5	282.9851	34.15	-15.44	18.71	42.00	-23.29	QP
6	706.6998	37.61	-10.81	26.80	42.00	-15.20	QP

Note: Margin= Reading Level + Correct Factor – Limit
Correct Factor=Antenna Factor+Cable Factor – Pre-Amplifier Factor





Test Model	KINGKONG STAR 2	Test Mode	TM1(Above 1GHz)
Environmental Conditions	23.5°C, 52.1% RH	Test Engineer	Paddi Chen
Pol.	Vertical	Detector Function	Peak + AV
Distance	3m	Test Voltage	AC 230V/50Hz



No.	Frequency (MHz)	Reading (dBuV)	Factor (dB/m)	Level (dBuV/m)	Limit (dBuV/m)	Margin (dB)	Detector
1	1515.000	50.54	-14.88	35.66	70.00	-34.34	peak
2	2110.000	49.38	-12.72	36.66	70.00	-33.34	peak
3	2830.000	49.46	-10.19	39.27	70.00	-30.73	peak
4	4140.000	48.39	-7.99	40.40	74.00	-33.60	peak
5	4955.000	48.54	-4.34	44.20	74.00	-29.80	peak
6	5510.000	47.34	-3.21	44.13	74.00	-29.87	peak



Shenzhen LCS Compliance Testing Laboratory Ltd.

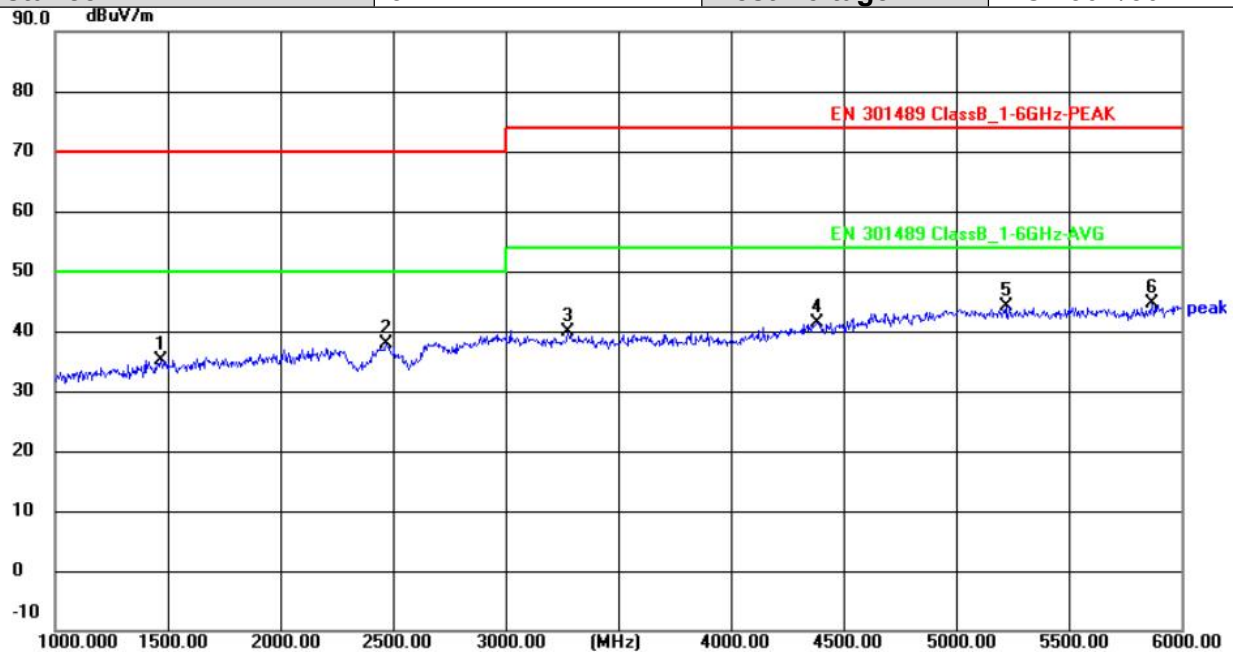
Add: Room 101, 201, Building A and Room 301, Building C, Juji Industrial Park, Yabianxueziwei, Shajing Street, Bao'an District, Shenzhen, Guangdong, China

Tel: +(86) 0755-82591330 | E-mail: webmaster@lcs-cert.com | Web: www.lcs-cert.com

Scan code to check authenticity



Test Model	KINGKONG STAR 2	Test Mode	TM1(Above 1GHz)
Environmental Conditions	23.5°C, 52.1% RH	Test Engineer	Paddi Chen
Pol.	Horizontal	Detector Function	Peak + AV
Distance	3m	Test Voltage	AC 230V/50Hz



No.	Frequency (MHz)	Reading (dBuV)	Factor (dB/m)	Level (dBuV/m)	Limit (dBuV/m)	Margin (dB)	Detector
1	1470.000	50.25	-15.03	35.22	70.00	-34.78	peak
2	2470.000	49.33	-11.45	37.88	70.00	-32.12	peak
3	3275.000	49.30	-9.50	39.80	74.00	-34.20	peak
4	4380.000	48.55	-7.05	41.50	74.00	-32.50	peak
5	5220.000	47.87	-3.72	44.15	74.00	-29.85	peak
6	5870.000	48.07	-3.56	44.51	74.00	-29.49	peak

Note:

- Field strength limits for frequency above 1000MHz are based on average limits. However, Peak mode field strength shall not exceed the average limits specified plus 20dB.
- Measurements above show only up to 6 maximum emissions noted.
- Data of measurement within this frequency range shown "--" in the table above means the reading of emissions are attenuated more than 20dB below the permissible limits or the field strength is too small to be measured.
- Factor = Antenna Factor + Cable Loss + Amplifier Factor
Emission Level = Reading level + Factor
Margin = Emission Level - Limit





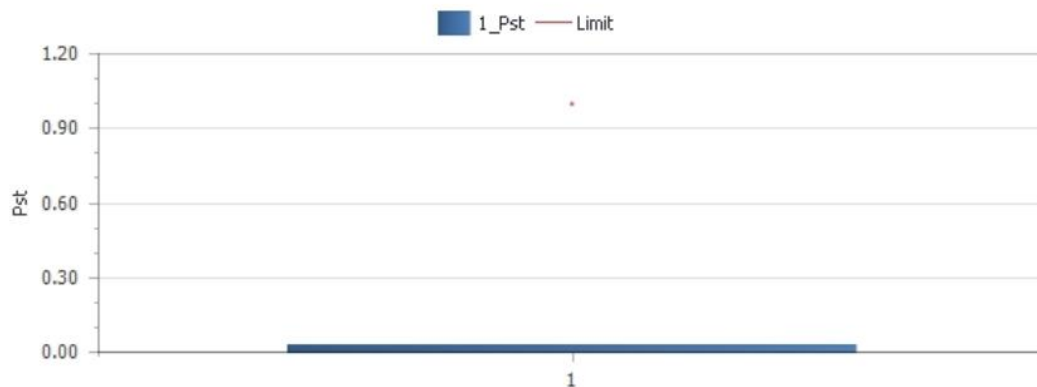
A.4 Harmonic Current Emissions

Because power of EUT less than 75W, according to standard EN 61000-3-2, Harmonic current unnecessary to test.

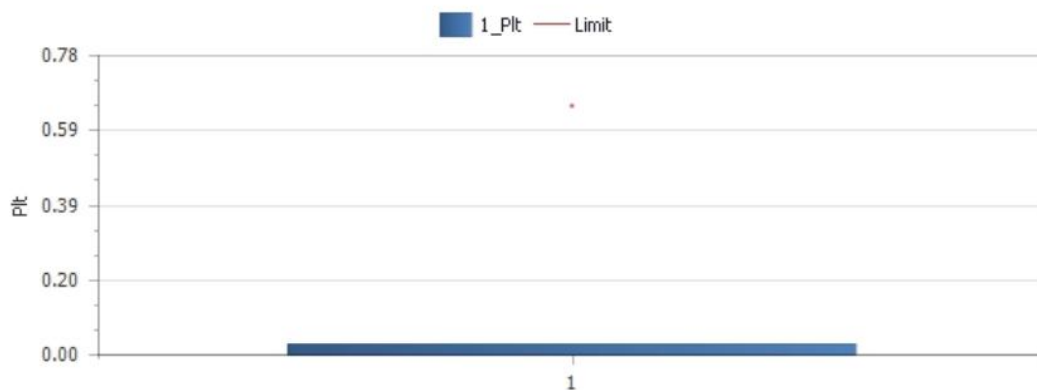
A.5 Voltage Fluctuation and Flicker

Test Model	KINGKONG STAR 2	Test Mode	TM1
Test Engineer	Paddi Chen	Test Voltage	AC 230V/50Hz
Environmental Conditions	23.5°C, 55.2% RH		

Pst and Limit



Plt and Limit



Relevant Parameter and Judgement During Test Period

Vrms at the end of test(V)	230.07			
Error Max(%)		Test Limit(%)		
T-max(ms)	0.00	Test Limit(ms)	500	Pass
dc(%)	0.00	Test Limit(%)	3.30	Pass
dmax(%)	0.00	Test Limit(%)	4.00	Pass
Pst	0.025	Test Limit	1.000	Pass
Plt	0.025	Test Limit	0.650	Pass



Shenzhen LCS Compliance Testing Laboratory Ltd.

Add: Room 101, 201, Building A and Room 301, Building C, Juji Industrial Park, Yabianxueziwei, Shajing Street, Bao'an District, Shenzhen, Guangdong, China

Tel: +(86) 0755-82591330 | E-mail: webmaster@lcs-cert.com | Web: www.lcs-cert.com

Scan code to check authenticity

**A.6 RF Electromagnetic Field (80 MHz - 6000 MHz)**

Test Model	KINGKONG STAR 2	Test Engineer	Paddi Chen
Environmental Conditions	22.2°C, 52.6% RH	Test Voltage	AC 230V/50Hz

TM1-TM23 Test Result:

EUT Working Mode	Antenna Polarity	Frequency (MHz)	Fielded Strength (V/m)	Observation	Position	Conclusion
GSM/GPRS/EGPRS 900 MHz, Traffic	Vertical	80-6000	3	CT, CR	Front, Right, Left, Back, Top, Bottom	Pass
	Horizontal	80-6000	3	CT, CR	Front, Right, Left, Back, Top, Bottom	Pass
GSM/GPRS/EGPRS 900 MHz, Idle	Vertical	80-6000	3	See Note	Front, Right, Left, Back, Top, Bottom	Pass
	Horizontal	80-6000	3	See Note	Front, Right, Left, Back, Top, Bottom	Pass
DCS/GPRS/EGPRS 1800 MHz, Traffic	Vertical	80-6000	3	CT,CR	Front, Right, Left, Back, Top, Bottom	Pass
	Horizontal	80-6000	3	CT,CR	Front, Right, Left, Back, Top, Bottom	Pass
DCS/GPRS/EGPRS 1800 MHz, Idle	Vertical	80-6000	3	See Note	Front, Right, Left, Back, Top, Bottom	Pass
	Horizontal	80-6000	3	See Note	Front, Right, Left, Back, Top, Bottom	Pass
WCDMA/ HSDPA/HSUPA Band I 2100 MHz, Traffic	Vertical	80-6000	3	CT,CR	Front, Right, Left, Back, Top, Bottom	Pass
	Horizontal	80-6000	3	CT,CR	Front, Right, Left, Back, Top, Bottom	Pass
WCDMA HSDPA/HSUPA Band I 2100MHz, Idle	Vertical	80-6000	3	See Note	Front, Right, Left, Back, Top, Bottom	Pass
	Horizontal	80-6000	3	See Note	Front, Right, Left, Back, Top, Bottom	Pass
WCDMA/ HSDPA/HSUPA Band VIII 900MHz, Traffic	Vertical	80-6000	3	CT,CR	Front, Right, Left, Back, Top, Bottom	Pass
	Horizontal	80-6000	3	CT,CR	Front, Right, Left, Back, Top, Bottom	Pass
WCDMA HSDPA/HSUPA Band VIII 900MHz, Idle	Vertical	80-6000	3	See Note	Front, Right, Left, Back, Top, Bottom	Pass
	Horizontal	80-6000	3	See Note	Front, Right, Left, Back, Top, Bottom	Pass
E-UTRA Band 1 Traffic	Vertical	80-6000	3	CT, CR	Front, Right, Left, Back, Top, Bottom	Pass
	Horizontal	80-6000	3	CT, CR	Front, Right, Left, Back, Top, Bottom	Pass



Shenzhen LCS Compliance Testing Laboratory Ltd.

Add: Room 101, 201, Building A and Room 301, Building C, Juji Industrial Park, Yabianxueziwei, Shajing Street, Bao'an District, Shenzhen, Guangdong, China

Tel: +(86) 0755-82591330 | E-mail: webmaster@lcs-cert.com | Web: www.lcs-cert.com

Scan code to check authenticity



					Left, Back, Top, Bottom	
E-UTRA Band 1 Idle	Vertical	80-6000	3	See Note	Front, Right, Left, Back, Top, Bottom	Pass
	Horizontal	80-6000	3	See Note	Front, Right, Left, Back, Top, Bottom	Pass
E-UTRA Band 3 Traffic	Vertical	80-6000	3	CT,CR	Front, Right, Left, Back, Top, Bottom	Pass
	Horizontal	80-6000	3	CT,CR	Front, Right, Left, Back, Top, Bottom	Pass
E-UTRA Band 3 Idle	Vertical	80-6000	3	See Note	Front, Right, Left, Back, Top, Bottom	Pass
	Horizontal	80-6000	3	See Note	Front, Right, Left, Back, Top, Bottom	Pass
E-UTRA Band 7 Traffic	Vertical	80-6000	3	CT,CR	Front, Right, Left, Back, Top, Bottom	Pass
	Horizontal	80-6000	3	CT,CR	Front, Right, Left, Back, Top, Bottom	Pass
E-UTRA Band 7 Idle	Vertical	80-6000	3	See Note	Front, Right, Left, Back, Top, Bottom	Pass
	Horizontal	80-6000	3	See Note	Front, Right, Left, Back, Top, Bottom	Pass
E-UTRA Band 8 Traffic	Vertical	80-6000	3	CT,CR	Front, Right, Left, Back, Top, Bottom	Pass
	Horizontal	80-6000	3	CT,CR	Front, Right, Left, Back, Top, Bottom	Pass
E-UTRA Band 8 Idle	Vertical	80-6000	3	See Note	Front, Right, Left, Back, Top, Bottom	Pass
	Horizontal	80-6000	3	See Note	Front, Right, Left, Back, Top, Bottom	Pass
E-UTRA Band 20 Traffic	Vertical	80-6000	3	CT,CR	Front, Right, Left, Back, Top, Bottom	Pass
	Horizontal	80-6000	3	CT,CR	Front, Right, Left, Back, Top, Bottom	Pass
E-UTRA Band 20 Idle	Vertical	80-6000	3	See Note	Front, Right, Left, Back, Top, Bottom	Pass
	Horizontal	80-6000	3	See Note	Front, Right, Left, Back, Top, Bottom	Pass
E-UTRA Band 28 Traffic	Vertical	80-6000	3	CT,CR	Front, Right, Left, Back, Top, Bottom	Pass
	Horizontal	80-6000	3	CT,CR	Front, Right, Left, Back, Top, Bottom	Pass



Shenzhen LCS Compliance Testing Laboratory Ltd.

Add: Room 101, 201, Building A and Room 301, Building C, Juji Industrial Park, Yabianxueziwei, Shajing Street, Bao'an District, Shenzhen, Guangdong, China

Tel: +(86) 0755-82591330 | E-mail: webmaster@lcs-cert.com | Web: www.lcs-cert.com

Scan code to check authenticity



					Left, Back, Top, Bottom	
E-UTRA Band 28 Idle	Vertical	80-6000	3	See Note	Front, Right, Left, Back, Top, Bottom	Pass
	Horizontal	80-6000	3	See Note	Front, Right, Left, Back, Top, Bottom	Pass
E-UTRA Band 38 Traffic	Vertical	80-6000	3	CT,CR	Front, Right, Left, Back, Top, Bottom	Pass
	Horizontal	80-6000	3	CT,CR	Front, Right, Left, Back, Top, Bottom	Pass
E-UTRA Band 38 Idle	Vertical	80-6000	3	See Note	Front, Right, Left, Back, Top, Bottom	Pass
	Horizontal	80-6000	3	See Note	Front, Right, Left, Back, Top, Bottom	Pass
E-UTRA Band 40 Traffic	Vertical	80-6000	3	CT,CR	Front, Right, Left, Back, Top, Bottom	Pass
	Horizontal	80-6000	3	CT,CR	Front, Right, Left, Back, Top, Bottom	Pass
E-UTRA Band 40 Idle	Vertical	80-6000	3	See Note	Front, Right, Left, Back, Top, Bottom	Pass
	Horizontal	80-6000	3	See Note	Front, Right, Left, Back, Top, Bottom	Pass
5G NR Band 1 Traffic	Vertical	80-6000	3	CT,CR	Front, Right, Left, Back, Top, Bottom	Pass
	Horizontal	80-6000	3	CT,CR	Front, Right, Left, Back, Top, Bottom	Pass
5G NR Band 1 Idle	Vertical	80-6000	3	See Note	Front, Right, Left, Back, Top, Bottom	Pass
	Horizontal	80-6000	3	See Note	Front, Right, Left, Back, Top, Bottom	Pass
5G NR Band 3 Traffic	Vertical	80-6000	3	CT,CR	Front, Right, Left, Back, Top, Bottom	Pass
	Horizontal	80-6000	3	CT,CR	Front, Right, Left, Back, Top, Bottom	Pass
5G NR Band 3 Idle	Vertical	80-6000	3	See Note	Front, Right, Left, Back, Top, Bottom	Pass
	Horizontal	80-6000	3	See Note	Front, Right, Left, Back, Top, Bottom	Pass
5G NR Band 7 Traffic	Vertical	80-6000	3	CT,CR	Front, Right, Left, Back, Top, Bottom	Pass
	Horizontal	80-6000	3	CT,CR	Front, Right, Left, Back, Top, Bottom	Pass



Shenzhen LCS Compliance Testing Laboratory Ltd.

Add: Room 101, 201, Building A and Room 301, Building C, Juji Industrial Park, Yabianxueziwei, Shajing Street, Bao'an District, Shenzhen, Guangdong, China

Tel: +(86) 0755-82591330 | E-mail: webmaster@lcs-cert.com | Web: www.lcs-cert.com

Scan code to check authenticity



					Top, Bottom	
5G NR Band 7 Idle	Vertical	80-6000	3	See Note	Front, Right, Left, Back, Top, Bottom	Pass
	Horizontal	80-6000	3	See Note	Front, Right, Left, Back, Top, Bottom	Pass

TM24-TM120 Test Result:

EUT Working Mode	Antenna Polarity	Frequency (MHz)	Fielded Strength (V/m)	Observation	Position	Conclusion
Operating Mode	Vertical	80-6000	3	CT, CR	Front, Right, Left, Back, Top, Bottom	Pass
	Horizontal	80-6000	3	CT, CR	Front, Right, Left, Back, Top, Bottom	Pass



**TM121-TM124 Test Result:**

EUT Working Mode	Antenna Polarity	Frequency (MHz)	Fielded Strength (V/m)	Observation	Position	Conclusion
Operating Mode	Vertical	80-6000	3	CR	Front, Right, Left, Back, Top, Bottom	Pass
	Horizontal	80-6000	3	CR	Front, Right, Left, Back, Top, Bottom	Pass
	Vertical	80MHz;104MHz;136MHz;165MHz;200MHz;260MHz;330MHz;430MHz;560MHz;715MHz ± 1MHz;920MHz ± 1MHz (spot test)	3	CR	Front, Right, Left, Back, Top, Bottom	Pass
	Horizontal	80MHz;104MHz;136MHz;165MHz;200MHz;260MHz;330MHz;430MHz;560MHz;715MHz ± 1MHz;920MHz ± 1MHz (spot test)	3	CR	Front, Right, Left, Back, Top, Bottom	Pass

TM125-TM130 Test Result:

EUT Working Mode	Antenna Polarity	Frequency (MHz)	Fielded Strength (V/m)	Observation	Position	Conclusion
Operating Mode	Vertical	80-6000	3	See Note	Front, Right, Left, Back, Top, Bottom	Pass
	Horizontal	80-6000	3	See Note	Front, Right, Left, Back, Top, Bottom	Pass
Idle	Vertical	80-6000	3	See Note	Front, Right, Left, Back, Top, Bottom	Pass
	Horizontal	80-6000	3	See Note	Front, Right, Left, Back, Top, Bottom	Pass



Shenzhen LCS Compliance Testing Laboratory Ltd.

Add: Room 101, 201, Building A and Room 301, Building C, Juji Industrial Park, Yabianxueziwei, Shajing Street, Bao'an District, Shenzhen, Guangdong, China

Tel: +(86) 0755-82591330 | E-mail: webmaster@lcs-cert.com | Web: www.lcs-cert.com

Scan code to check authenticity

**Special conditions for EMC immunity tests**

EUT Operating Mode		Polarity	Conclusion
GSM 900	Uplink	H	Pass
		V	Pass
	Downlink	H	Pass
		V	Pass
	RX Quality	H	Pass
		V	Pass
DCS 1800	Uplink	H	Pass
		V	Pass
	Downlink	H	Pass
		V	Pass
	RX Quality	H	Pass
		V	Pass
WCDMA HSDPA/HSUPA Band I 2100MHz	Uplink	H	Pass
		V	Pass
	Downlink	H	Pass
		V	Pass
	BER	H	Pass
		V	Pass
WCDMA HSDPA/HSUPA Band VIII 900MHz	Uplink	H	Pass
		V	Pass
	Downlink	H	Pass
		V	Pass
	BER	H	Pass
		V	Pass



Shenzhen LCS Compliance Testing Laboratory Ltd.

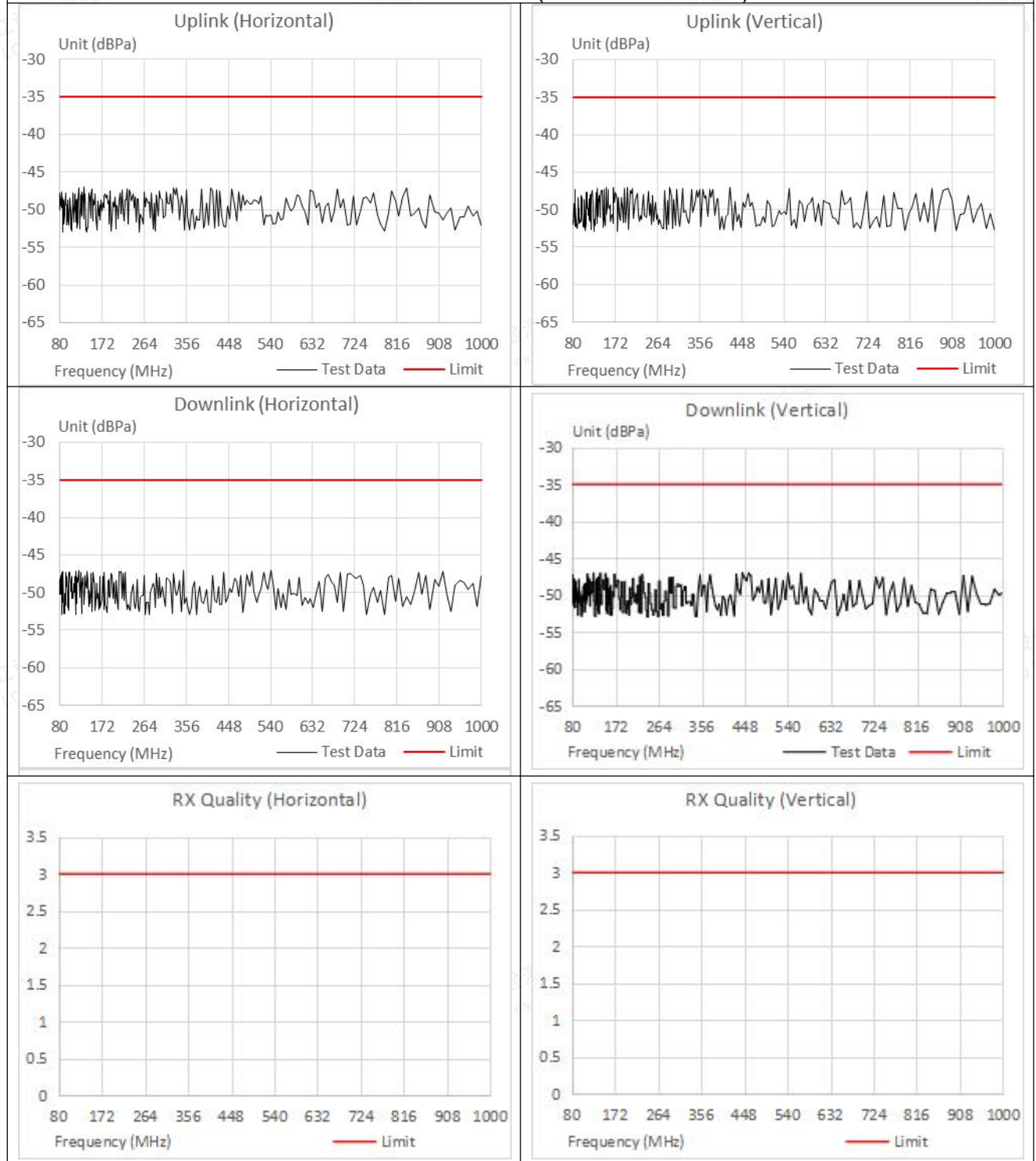
Add: Room 101, 201, Building A and Room 301, Building C, Juji Industrial Park, Yabianxueziwei, Shajing Street, Bao'an District, Shenzhen, Guangdong, China

Tel: +(86) 0755-82591330 | E-mail: webmaster@lcs-cert.com | Web: www.lcs-cert.com

Scan code to check authenticity



Test Plots for GSM 900 (80MHz ~ 1000MHz)



Shenzhen LCS Compliance Testing Laboratory Ltd.

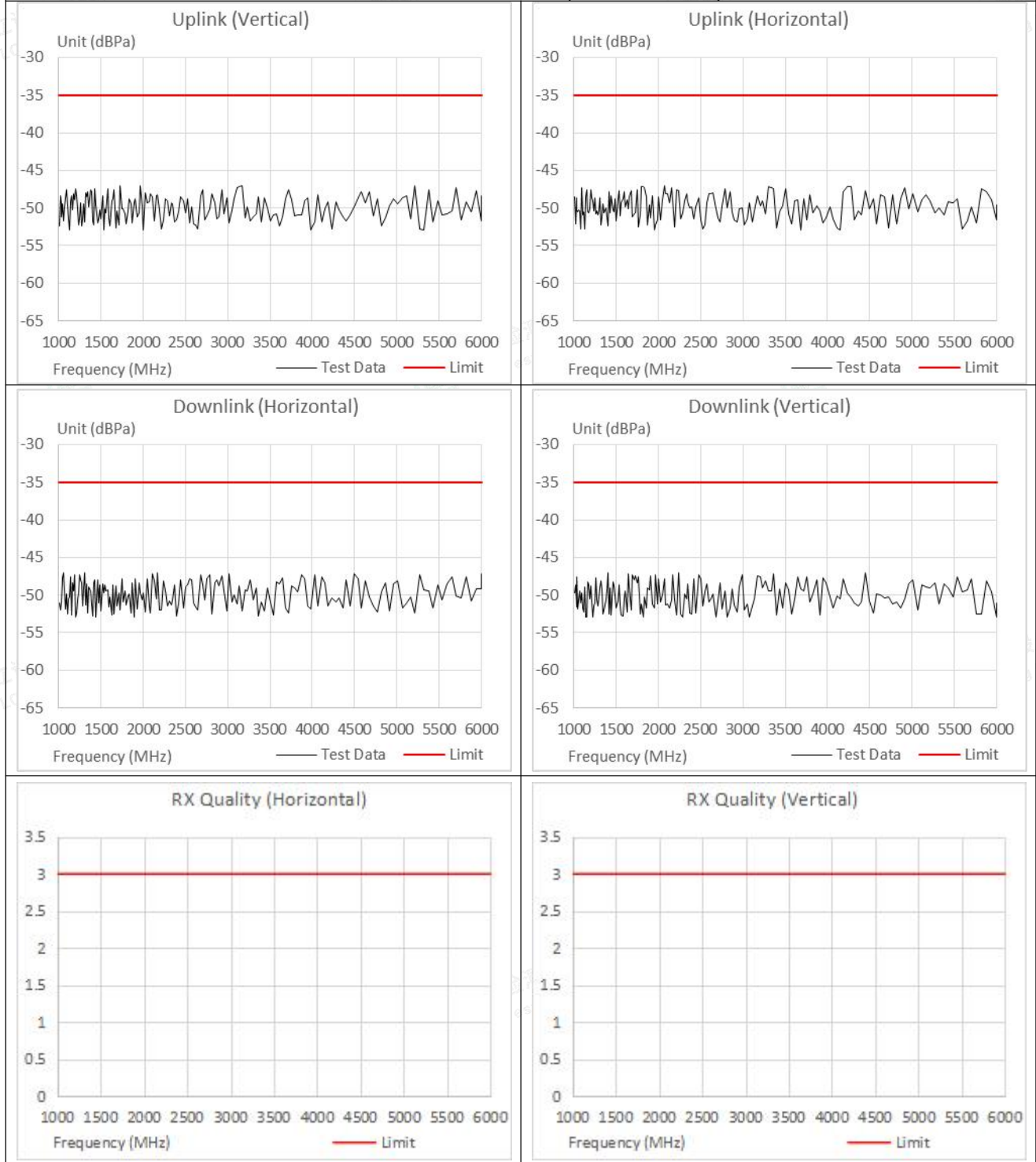
Add: Room 101, 201, Building A and Room 301, Building C, Juji Industrial Park, Yabianxueziwei, Shajing Street, Bao'an District, Shenzhen, Guangdong, China

Tel: +(86) 0755-82591330 | E-mail: webmaster@lcs-cert.com | Web: www.lcs-cert.com

Scan code to check authenticity



Test Plots for GSM 900 (1GHz ~ 6GHz)

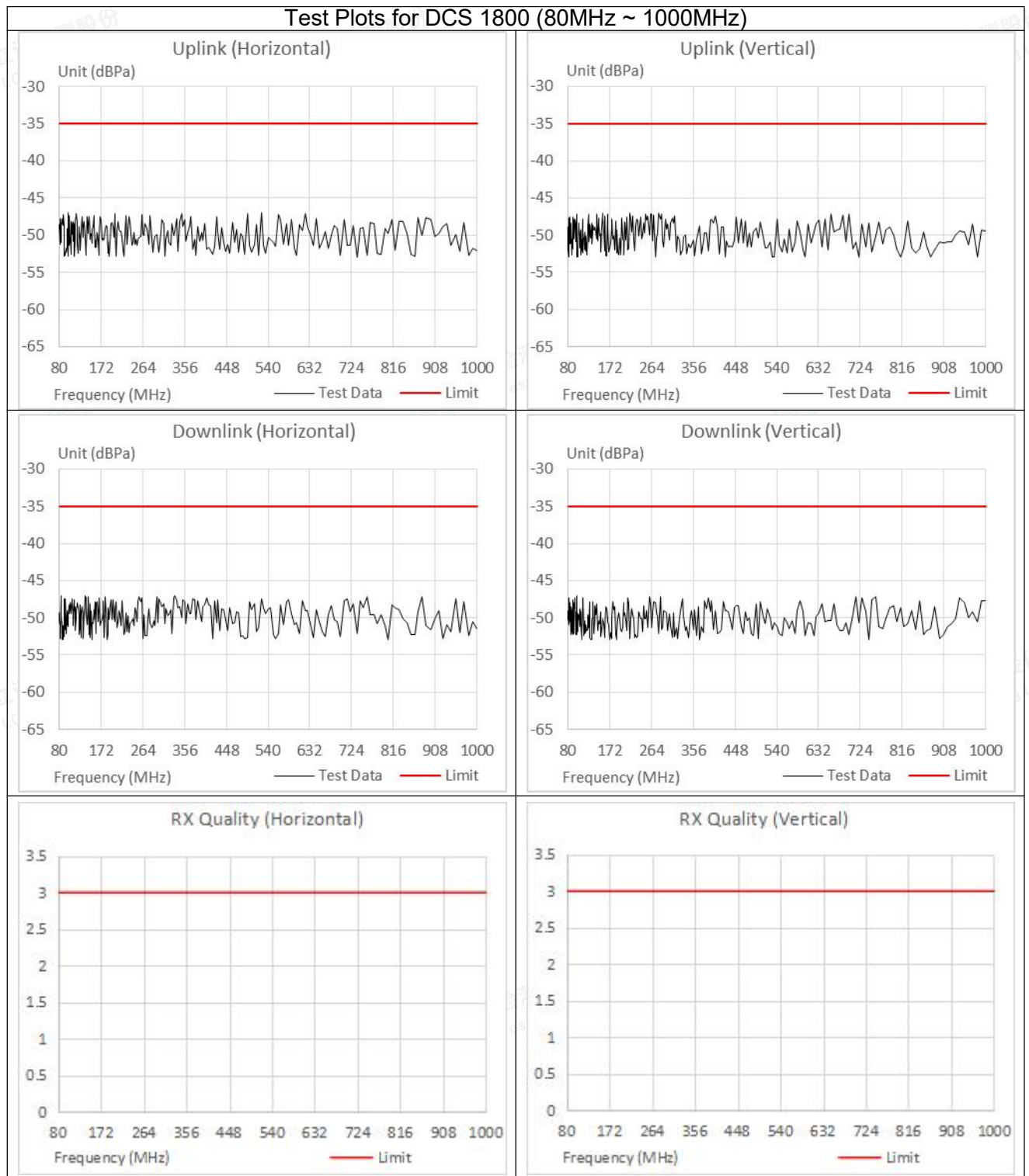


Shenzhen LCS Compliance Testing Laboratory Ltd.

Add: Room 101, 201, Building A and Room 301, Building C, Juji Industrial Park, Yabianxueziwei, Shajing Street, Bao'an District, Shenzhen, Guangdong, China

Tel: +(86) 0755-82591330 | E-mail: webmaster@lcs-cert.com | Web: www.lcs-cert.com

Scan code to check authenticity



Shenzhen LCS Compliance Testing Laboratory Ltd.

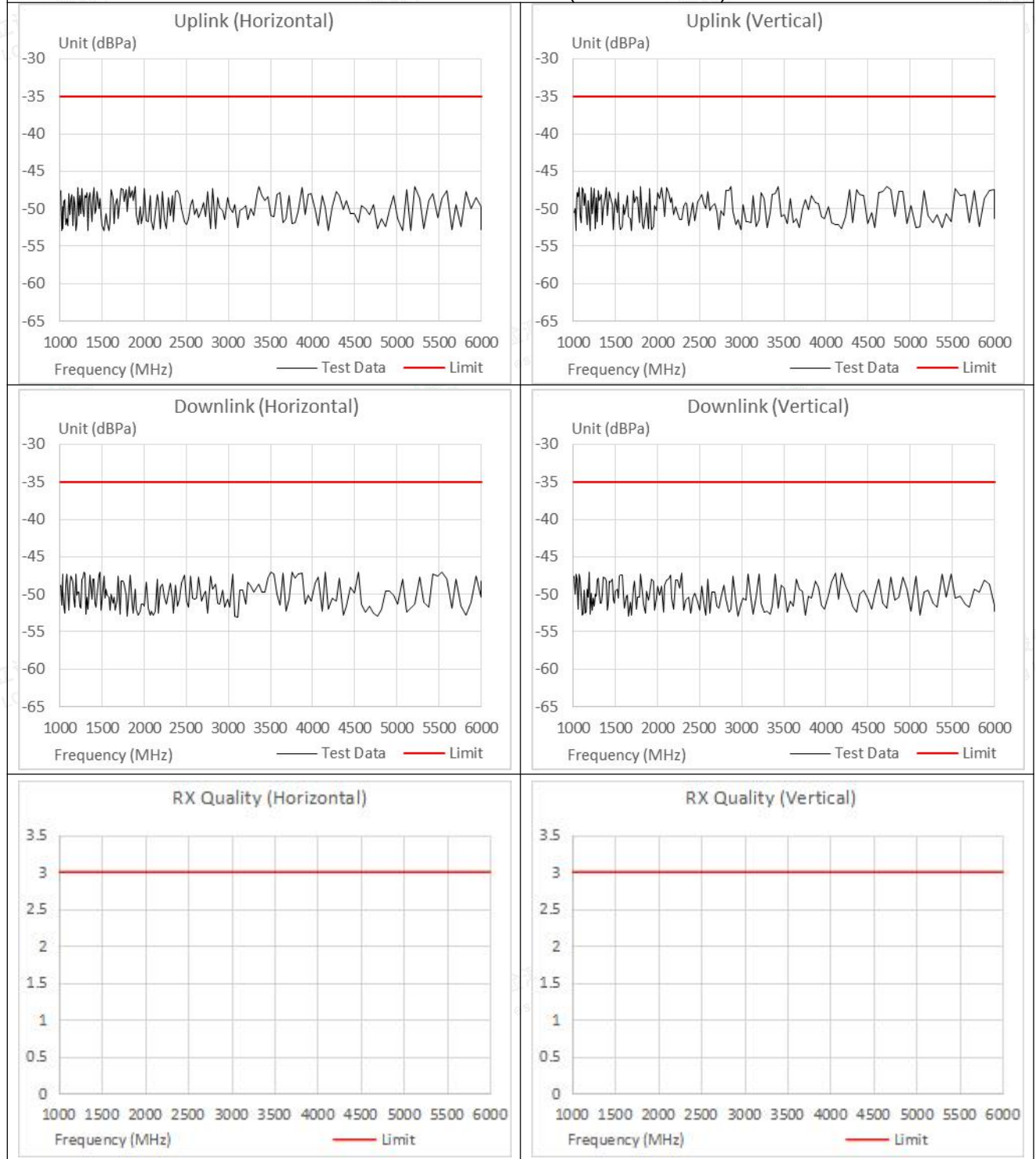
Add: Room 101, 201, Building A and Room 301, Building C, Juji Industrial Park, Yabianxueziwei, Shajing Street, Bao'an District, Shenzhen, Guangdong, China

Tel: +(86) 0755-82591330 | E-mail: webmaster@lcs-cert.com | Web: www.lcs-cert.com

Scan code to check authenticity



Test Plots for DCS 1800 (1GHz ~ 6GHz)

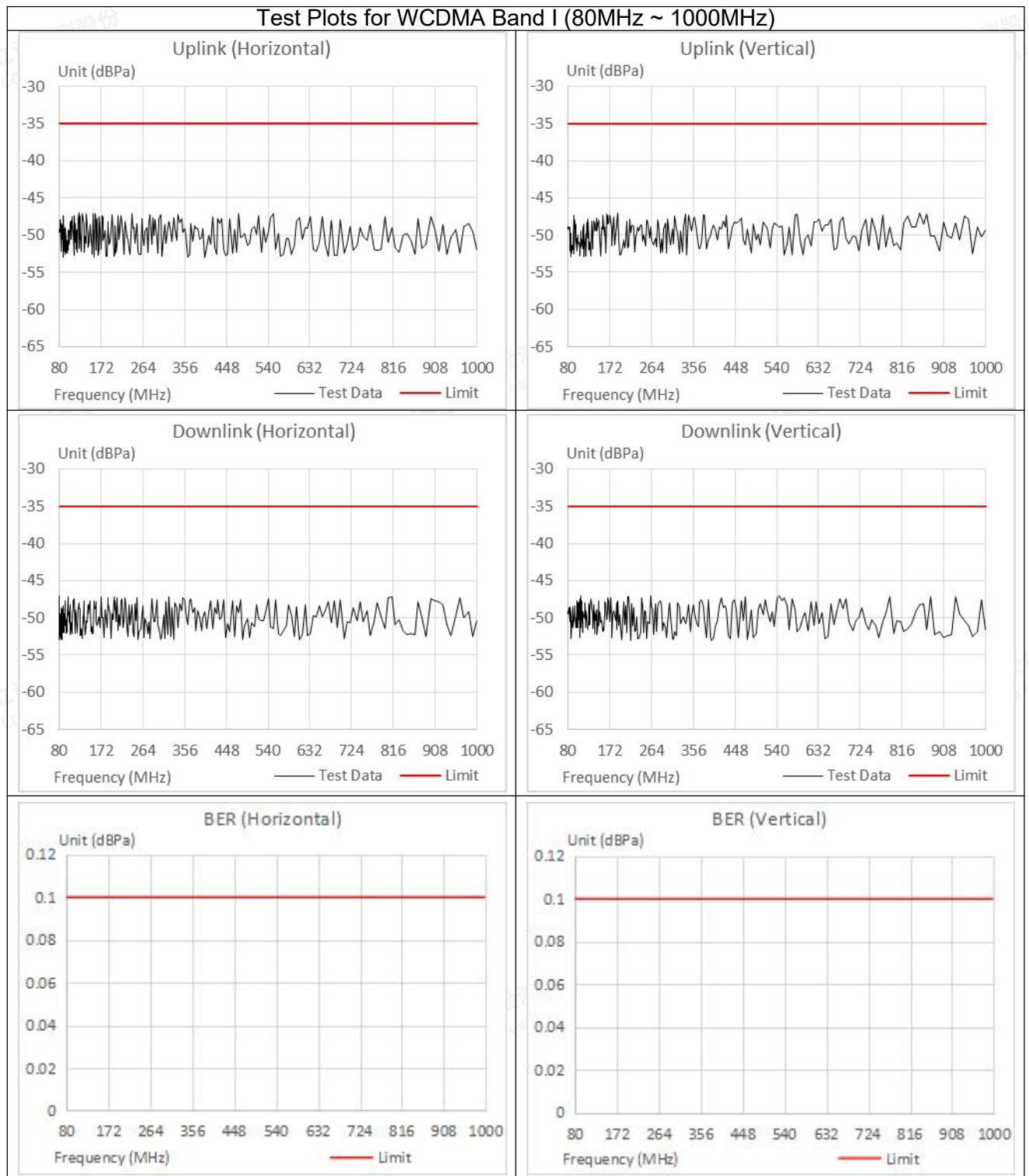


Shenzhen LCS Compliance Testing Laboratory Ltd.

Add: Room 101, 201, Building A and Room 301, Building C, Juji Industrial Park, Yabianxueziwei, Shajing Street, Bao'an District, Shenzhen, Guangdong, China

Tel: +(86) 0755-82591330 | E-mail: webmaster@lcs-cert.com | Web: www.lcs-cert.com

Scan code to check authenticity



Shenzhen LCS Compliance Testing Laboratory Ltd.

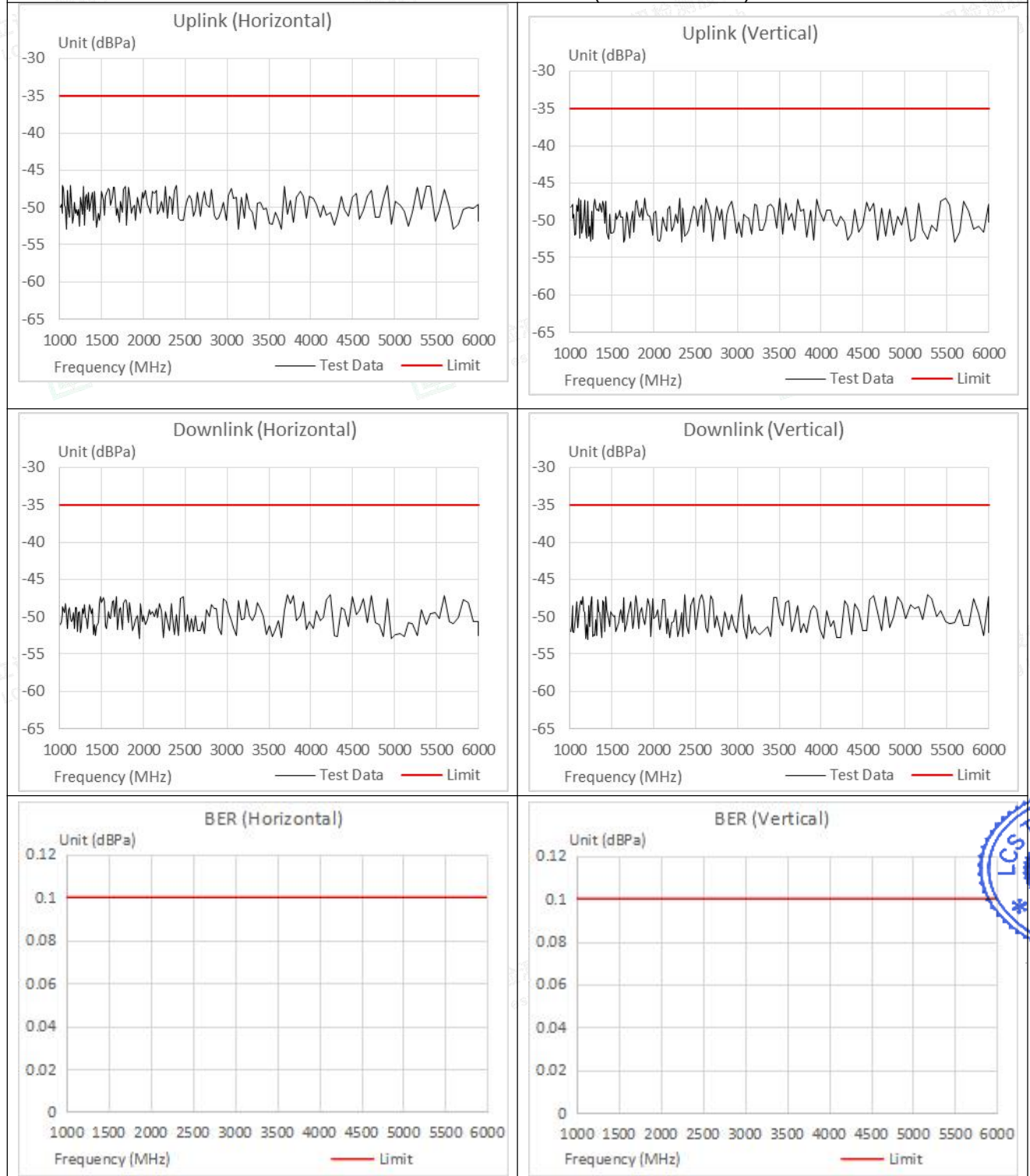
Add: Room 101, 201, Building A and Room 301, Building C, Juji Industrial Park, Yabianxueziwei, Shajing Street, Bao'an District, Shenzhen, Guangdong, China

Tel: +(86) 0755-82591330 | E-mail: webmaster@lcs-cert.com | Web: www.lcs-cert.com

Scan code to check authenticity



Test Plots for WCDMA Band I (1GHz ~ 6GHz)



Shenzhen LCS Compliance Testing Laboratory Ltd.

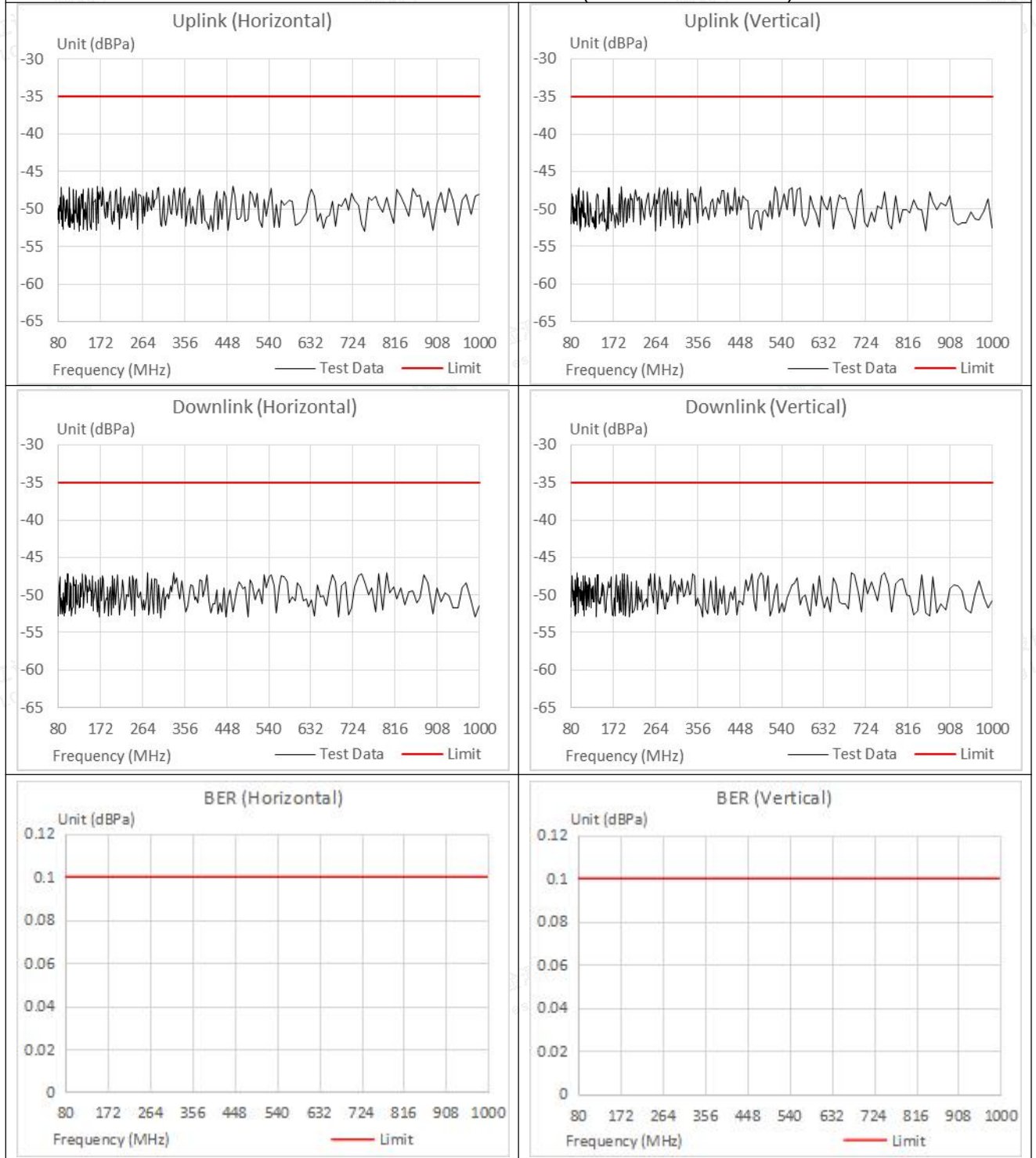
Add: Room 101, 201, Building A and Room 301, Building C, Juji Industrial Park, Yabianxueziwei, Shajing Street, Bao'an District, Shenzhen, Guangdong, China

Tel: +(86) 0755-82591330 | E-mail: webmaster@lcs-cert.com | Web: www.lcs-cert.com

Scan code to check authenticity



Test Plots for WCDMA Band VIII (80MHz ~ 1000MHz)



Shenzhen LCS Compliance Testing Laboratory Ltd.

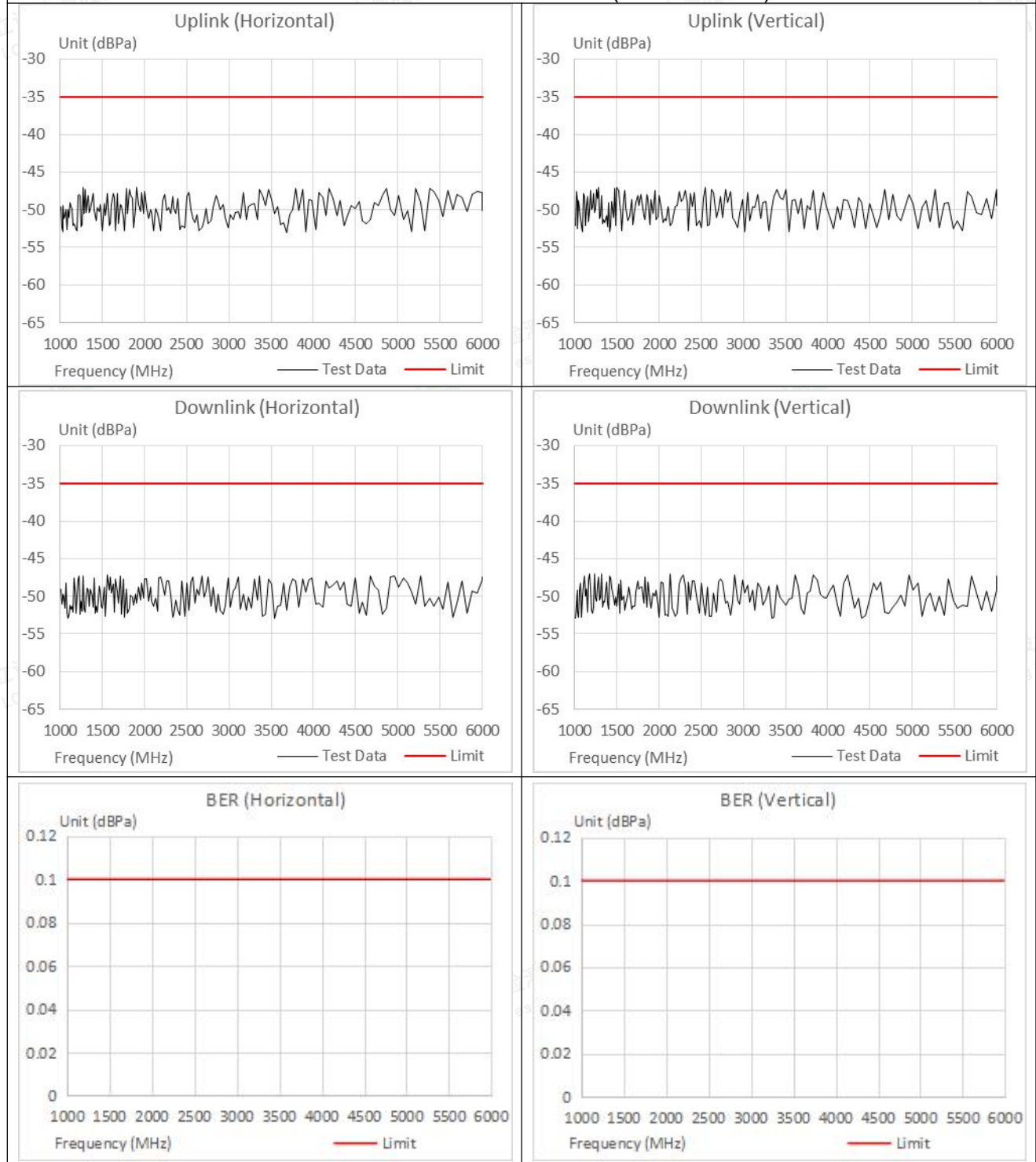
Add: Room 101, 201, Building A and Room 301, Building C, Juji Industrial Park, Yabianxueziwei, Shajing Street, Bao'an District, Shenzhen, Guangdong, China

Tel: +(86) 0755-82591330 | E-mail: webmaster@lcs-cert.com | Web: www.lcs-cert.com

Scan code to check authenticity



Test Plots for WCDMA Band VIII (1GHz ~ 6GHz)



Note: The EUT performance complied with performance criteria for CT&CR to MS Function and there is no any degradation of performance and function.

During the test, the Maximum Bit Error Ratio was less than 0.001

During the test, the Maximum Block Error Ratio was less than 0.01

For E-UTRA Band 1/3/7/8/20/28/38/40 (In the data transfer mode), the throughput is $\geq 95\%$ of the maximum throughput of the reference measurement channel as specified in annex C in TS 136 101 [13] with parameters specified in tables 7.3.1-1 and 7.3.1-2 in TS 136 101 [13] during the test sequence.

For 5G NR, the throughput is $\geq 95\%$ of the maximum throughput of the reference measurement channel.

For equipment that supports a PER, the minimum performance level shall be PER less than or equal to 10%.



Shenzhen LCS Compliance Testing Laboratory Ltd.

Add: Room 101, 201, Building A and Room 301, Building C, Juji Industrial Park, Yabianxueziwei, Shajing Street, Bao'an District, Shenzhen, Guangdong, China

Tel: +(86) 0755-82591330 | E-mail: webmaster@lcs-cert.com | Web: www.lcs-cert.com

Scan code to check authenticity

**A.7 Electrostatic Discharge****Electrostatic Discharge Test Results**

Standard	<input type="checkbox"/> IEC 61000-4-2 <input checked="" type="checkbox"/> EN 61000-4-2		
Applicant	Shenzhen Huaforui Technology Co., Ltd.		
EUT	Smartphone	Temperature	22.2℃
M/N	KINGKONG STAR 2	Humidity	53.8%
Criterion	B	Pressure	1021mbar
Test Mode	TM1-TM130	Test Engineer	Paddi Chen
TEST RESULT OF TM1-TM120			
Test Voltage	Coupling	Observation	Result (Pass/Fail)
±2KV, ±4kV	Contact Discharge	TT, TR	Pass
±2KV, ±4kV, ±8kV	Air Discharge	TT, TR	Pass
±2KV, ±4kV	Indirect Discharge HCP	TT, TR	Pass
±2KV, ±4kV	Indirect Discharge VCP	TT, TR	Pass
TEST RESULT OF TM121-TM124			
Test Voltage	Coupling	Observation	Result (Pass/Fail)
±2KV, ±4kV	Contact Discharge	TR	Pass
±2KV, ±4kV, ±8kV	Air Discharge	TR	Pass
±2KV, ±4kV	Indirect Discharge HCP	TR	Pass
±2KV, ±4kV	Indirect Discharge VCP	TR	Pass
TEST RESULT OF TM125-TM130			
Test Voltage	Coupling	Result (Pass/Fail)	
±2KV, ±4kV	Contact Discharge	Pass	
±2KV, ±4kV, ±8kV	Air Discharge	Pass	
±2KV, ±4kV	Indirect Discharge HCP	Pass	
±2KV, ±4kV	Indirect Discharge VCP	Pass	
Note: The EUT performance complied with performance criteria for TT&TR to MS Function and there is no any degradation of performance and function.			





A.8 Electrical Fast Transient Immunity

Electrical Fast Transient/Burst Test Results

Standard	<input type="checkbox"/> IEC 61000-4-4 <input checked="" type="checkbox"/> EN 61000-4-4		
Applicant	Shenzhen Huafurui Technology Co., Ltd.		
EUT	Smartphone	Temperature	22.6℃
M/N	KINGKONG STAR 2	Humidity	52.5%
Test Mode	TM1-TM130	Criterion	B
Test Engineer	Paddi Chen		

TEST RESULT OF TM1-TM120

Line	Test Voltage	Polarity	Observation	Result (Pass/Fail)
L	1KV	+/-	TT, TR	Pass
N	1KV	+/-	TT, TR	Pass
L-N	1KV	+/-	TT, TR	Pass

TEST RESULT OF TM121-TM124

Line	Test Voltage	Polarity	Observation	Result (Pass/Fail)
L	1KV	+/-	TR	Pass
N	1KV	+/-	TR	Pass
L-N	1KV	+/-	TR	Pass

TEST RESULT OF TM125-TM130

Line	Test Voltage	Polarity	Result (Pass/Fail)
L	1KV	+/-	Pass
N	1KV	+/-	Pass
L-N	1KV	+/-	Pass



Shenzhen LCS Compliance Testing Laboratory Ltd.

Add: Room 101, 201, Building A and Room 301, Building C, Juji Industrial Park, Yabianxueziwei, Shajing Street, Bao'an District, Shenzhen, Guangdong, China

Tel: +(86) 0755-82591330 | E-mail: webmaster@lcs-cert.com | Web: www.lcs-cert.com

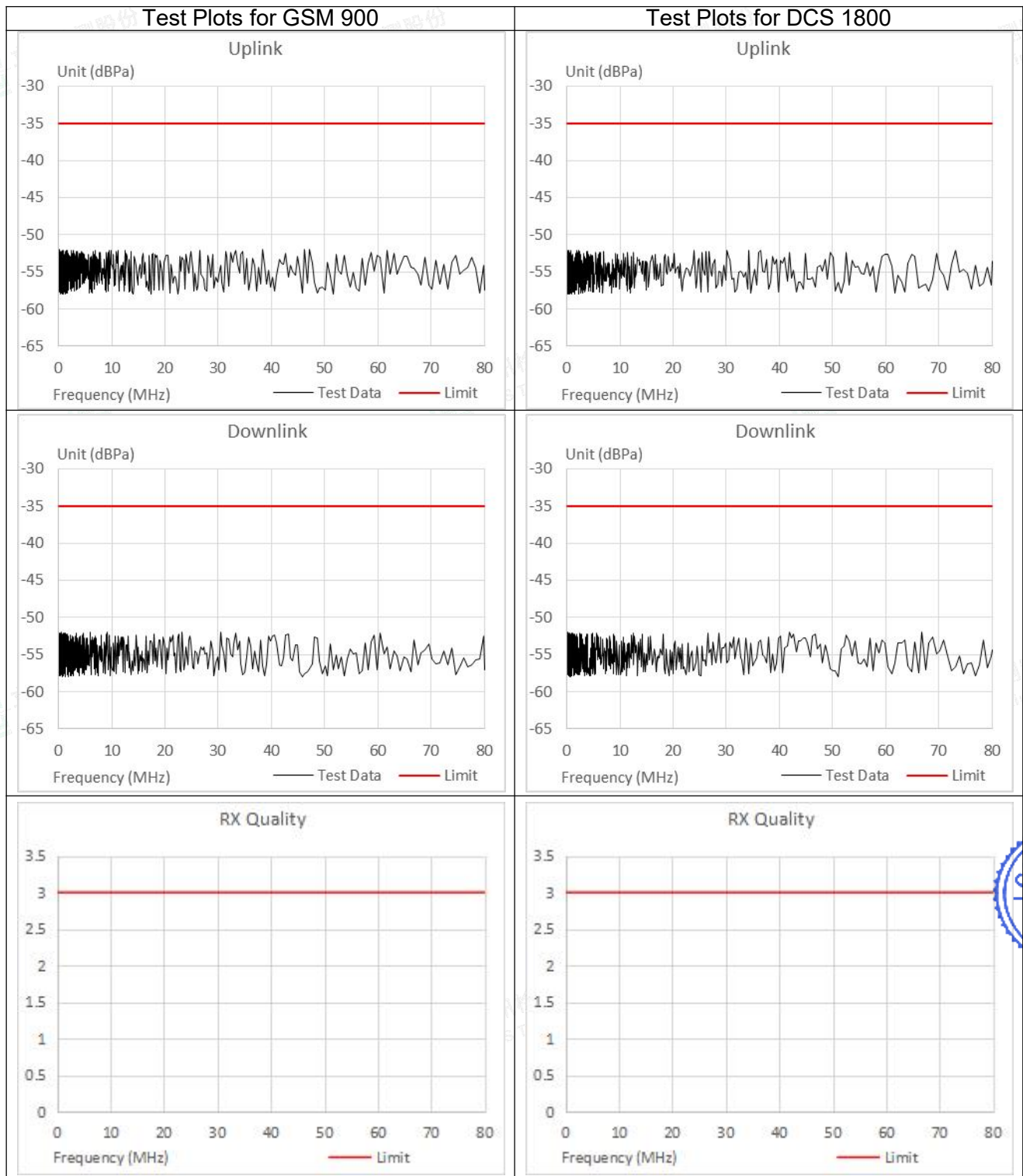
Scan code to check authenticity

**A.9 RF Common Mode**

Injected Currents Susceptibility Test Results			
Standard	<input type="checkbox"/> IEC 61000-4-6 <input checked="" type="checkbox"/> EN 61000-4-6		
Applicant	Shenzhen Huafului Technology Co., Ltd.		
EUT	Smartphone	Temperature	23.3℃
M/N	KINGKONG STAR 2	Humidity	53.7%
Test Mode	TM1-TM130	Criterion	A
Test Engineer	Paddi Chen		

TEST RESULT OF TM1-TM120				
Frequency Range (MHz)	Strength (Unmodulated)	Injected Position	Observation	Result (Pass/Fail)
0.15 ~ 80	3V	AC Mains	CT, CR	Pass
TEST RESULT OF TM121-TM124				
Frequency Range (MHz)	Strength (Unmodulated)	Injected Position	Observation	Result (Pass/Fail)
0.15 ~ 80	3V	AC Mains	CR	Pass
TEST RESULT OF TM125-TM130				
Frequency Range (MHz)	Strength (Unmodulated)	Injected Position	Result (Pass/Fail)	
0.15 ~ 80	3V	AC Mains	Pass	
Remark: 1. Modulation Signal:1kHz 80% AM 2. For equipment that supports a PER, the minimum performance level shall be a PER less than or equal to10 %.				



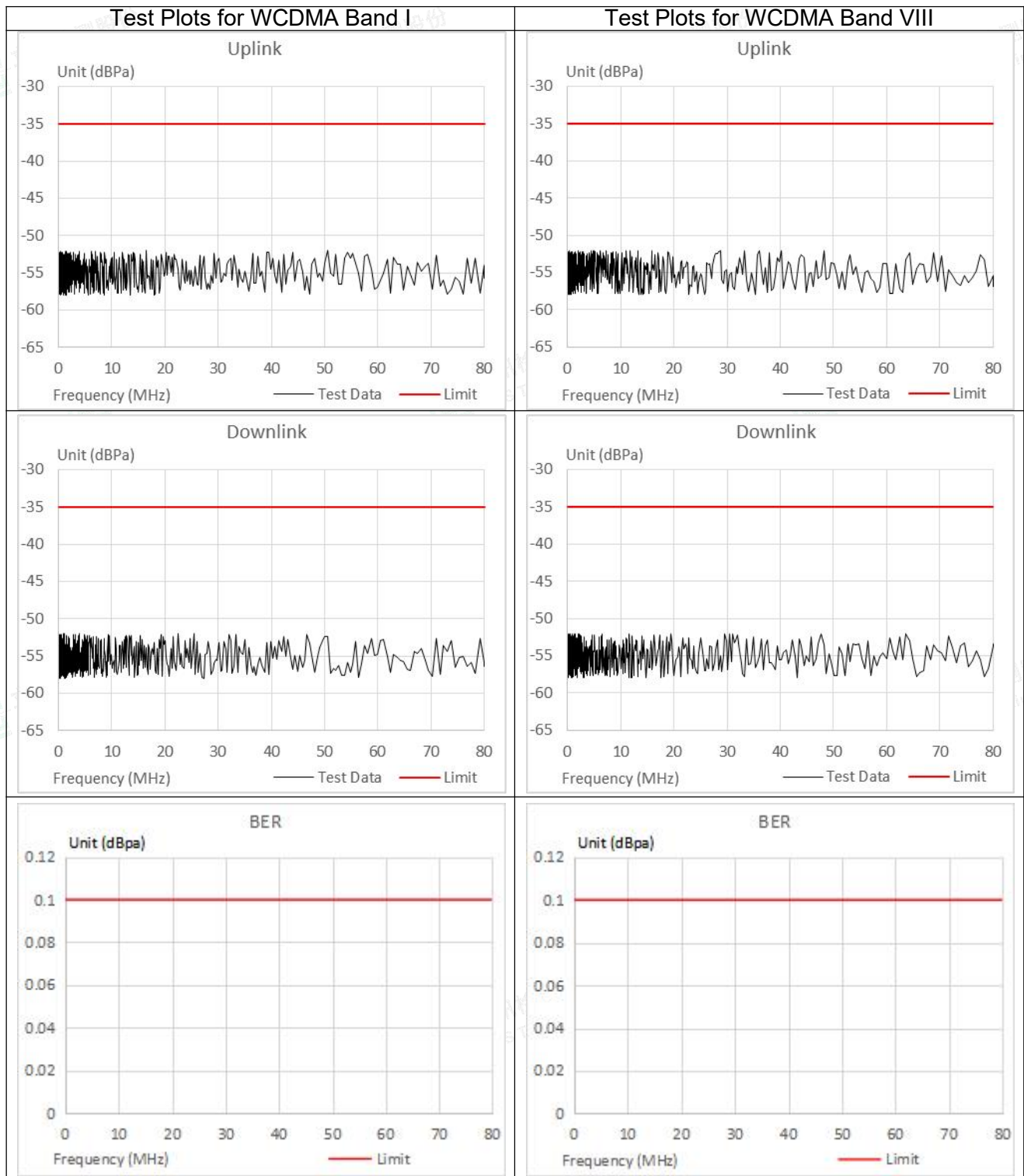


Shenzhen LCS Compliance Testing Laboratory Ltd.

Add: Room 101, 201, Building A and Room 301, Building C, Juji Industrial Park, Yabianxueziwei, Shajing Street, Bao'an District, Shenzhen, Guangdong, China

Tel: +(86) 0755-82591330 | E-mail: webmaster@lcs-cert.com | Web: www.lcs-cert.com

Scan code to check authenticity



Note: The EUT performance complied with performance criteria for CT&CR to MS Function and there is no any degradation of performance and function.

During the test, the Maximum Bit Error Ratio was less than 0.001

During the test, the Maximum Block Error Ratio was less than 0.01

For E-UTRA Band 1/3/7/8/20/28/38/40 (In the data transfer mode), the throughput is $\geq 95\%$ of the maximum throughput of the reference measurement channel as specified in annex C in TS 136 101 [13] with parameters specified in tables 7.3.1-1 and 7.3.1-2 in TS 136 101 [13] during the test sequence.

For 5G NR, the throughput is $\geq 95\%$ of the maximum throughput of the reference measurement channel.

For equipment that supports a PER, the minimum performance level shall be PER less than or equal to 10%.



Shenzhen LCS Compliance Testing Laboratory Ltd.

Add: Room 101, 201, Building A and Room 301, Building C, Juji Industrial Park, Yabianxueziwei, Shajing Street, Bao'an District, Shenzhen, Guangdong, China

Tel: +(86) 0755-82591330 | E-mail: webmaster@lcs-cert.com | Web: www.lcs-cert.com

Scan code to check authenticity



A.10 Surges, Line to Line and Line to Ground

Surge Immunity Test Result			
Standard	<input type="checkbox"/> IEC 61000-4-5 <input checked="" type="checkbox"/> EN 61000-4-5		
Applicant	Shenzhen Huafurui Technology Co., Ltd.		
EUT	Smartphone	Temperature	24.7°C
M/N	KINGKONG STAR 2	Humidity	52.4%
Test Mode	TM1-TM130	Criterion	B
Test Engineer	Paddi Chen		

TEST RESULT OF TM1-TM120						
Location	Polarity	Phase Angle	Number of Pulse	Pulse Voltage (KV)	Observation	Result (Pass/Fail)
L-N	+	0°, 90°, 180°, 270°	5	1.0	TT, TR	Pass
	-	0°, 90°, 180°, 270°	5	1.0	TT, TR	Pass
TEST RESULT OF TM121-TM124						
Location	Polarity	Phase Angle	Number of Pulse	Pulse Voltage (KV)	Observation	Result (Pass/Fail)
L-N	+	0°, 90°, 180°, 270°	5	1.0	TR	Pass
	-	0°, 90°, 180°, 270°	5	1.0	TR	Pass
TEST RESULT OF TM125-TM130						
Location	Polarity	Phase Angle	Number of Pulse	Pulse Voltage (KV)	Result (Pass/Fail)	
L-N	+	0°, 90°, 180°, 270°	5	1.0	Pass	
	-	0°, 90°, 180°, 270°	5	1.0	Pass	
Note: Verification shall be performed on the generators and coupling/decoupling network prior to the test.						





A.11 Voltage Dips/Interruptions Immunity Test

Voltage Dips And Interruptions Test Results			
Standard	<input type="checkbox"/> IEC 61000-4-11 <input checked="" type="checkbox"/> EN 61000-4-11		
Applicant	Shenzhen Huaafurui Technology Co., Ltd.		
EUT	Smartphone	Temperature	23.6℃
M/N	KINGKONG STAR 2	Humidity	54.5%
Test Mode	TM1-TM130	Criterion	B&C
Test Engineer	Paddi Chen		

TEST RESULT OF TM1-TM120				
Test Level % U _T	Voltage Dips & Short Interruptions % U _T	Duration (in periods)	Observation	Result (Pass/Fail)
0	100	0.5P	TT, TR	Pass
0	100	1P	TT, TR	Pass
70	30	25P	TT, TR	Pass
0	100	250P	TT, TR	Pass

TEST RESULT OF TM121-TM124				
Test Level % U _T	Voltage Dips & Short Interruptions % U _T	Duration (in periods)	Observation	Result (Pass/Fail)
0	100	0.5P	TR	Pass
0	100	1P	TR	Pass
70	30	25P	TR	Pass
0	100	250P	TR	Pass

TEST RESULT OF TM125-TM130			
Test Level % U _T	Voltage Dips & Short Interruptions % U _T	Duration (in periods)	Result (Pass/Fail)
0	100	0.5P	Pass
0	100	1P	Pass
70	30	25P	Pass
0	100	250P	Pass



Shenzhen LCS Compliance Testing Laboratory Ltd.

Add: Room 101, 201, Building A and Room 301, Building C, Juji Industrial Park, Yabianxueziwei, Shajing Street, Bao'an District, Shenzhen, Guangdong, China

Tel: +(86) 0755-82591330 | E-mail: webmaster@lcs-cert.com | Web: www.lcs-cert.com

Scan code to check authenticity